

**Mr.Nitin Suresh Patil**

President

**Mr.Arjun Nitin Patil**

Secretary

Principal

● email - [rashtriyacollegenagad@gmail.com](mailto:rashtriyacollegenagad@gmail.com)● web - [www.rashtriyacollegenagad.in](http://www.rashtriyacollegenagad.in)

Ref.No.



Date :

7.3 Institutional Distinctiveness

7.3.1

Portray the performance of the Institution in one area distinctive to its priority and thrust within 1000 words

Response:

The college, being run by Rashtriya Charitable trust, Aurangabad, efficiently works upon the quality guidelines of the meticulously planned strategies of the Management. The college is dedicated to provide ample opportunity to students to learn the theoretical concepts practically as well as overall skill development of the students. The institute follows the under given process:

#### 1. Teaching Learning Process:

The college has an effective conjunction among teaching, research and extension. The college provide academic as well as collaboration activities with reputed organizations. It is the priority for the college to assist the college strength to fulfill the vision of establishing itself as excellence by imparting futuristic learning environment. The college develops and applies knowledge to all the students by experiential learning and skill base education.

#### 2. Extension Activities:

Skill Awareness programme such as talks, seminars and workshops related to the Personality Development, Empowerment, Literacy, Green Campus etc. under extension Activities and Outreach Programmes are focused on the integral formation of the student. Training and Workshops on Transferable Skills help the students to serve the society better. Strive for truth and Service, we provide quality education to our students. Integrity and transparency are reflected in all the endeavors of the institution, from the Admission process up to the conformant of Degree and even beyond. The college stands for humanity, for tolerance, for reason, for the adventure

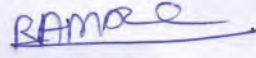
of ideas and for the search for truth. For this we create an environment that fosters teamwork, cooperation and mutual support. The college believes in the policy of inclusion and promotes the Nation building qualities of equality, justice and fraternity.

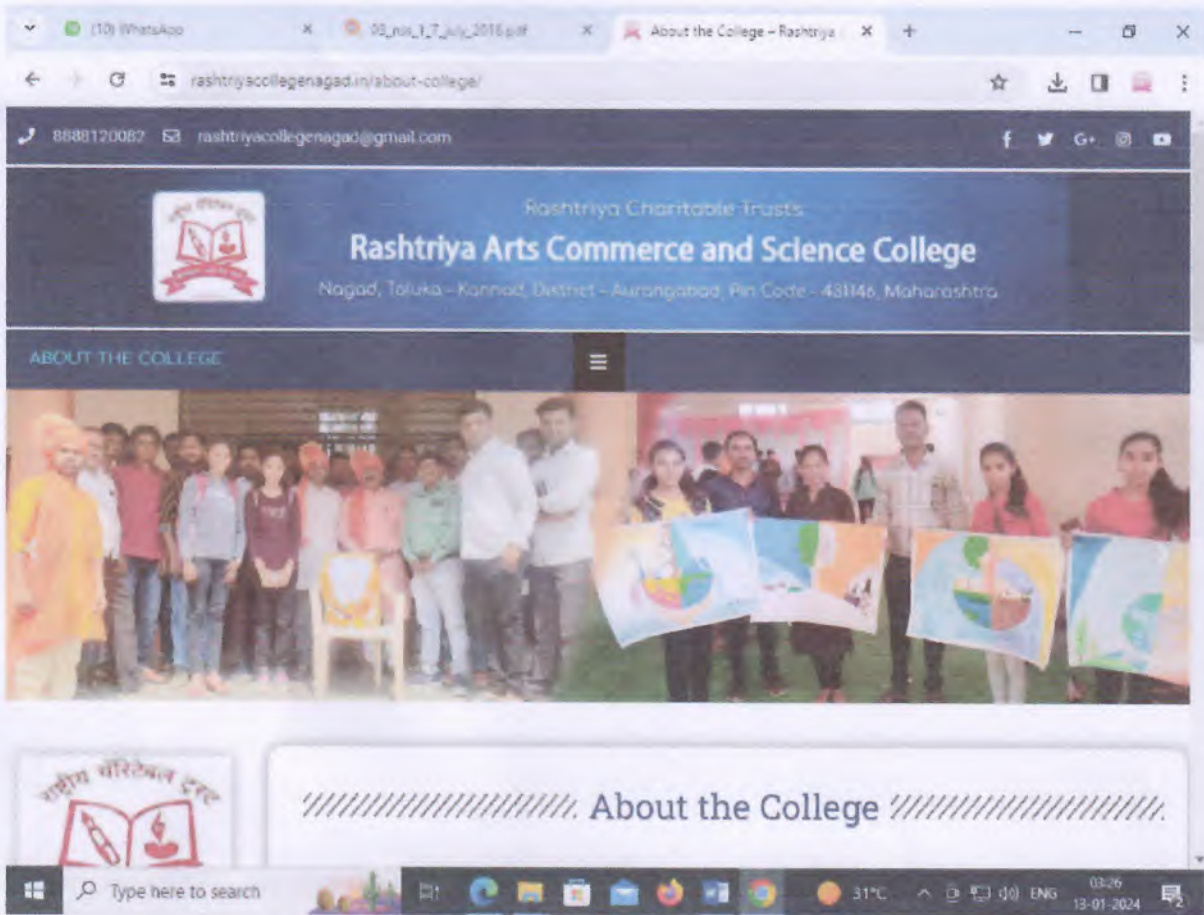
4. Self-Evaluation and Continual Renewal: The Institution follows a multi-level evaluation process to support a continual renewal such as:-

- a. Self Appraisal by Teaching and Administrative Staff,
- b. Internal Evaluation of Students
- c. Academic Audit d. Stakeholders Feedback
- e. Management Appraisal

  
**IQAC**  
Co-Ordinator



  
**Principal**  
Rashtriya Arts Comm. & Science College  
Nagad, Tal. Kanad, Dist. Chh. Sambhaji Nagar



**IQAC**  
Co-Ordinator



*RAMESH*  
**Principal**  
Rashtriya Arts Comm. & Science College  
Nagad, Tal. Kanad, Dist. Chh. Sambhaj Nagar

**Mr.Nitin Suresh Patil****Mr.Arjun Nitin Patil**

President

Secretary

Principal

● email - [rashtriyacollegenagad@gmail.com](mailto:rashtriyacollegenagad@gmail.com)● web - [www.rashtriyacollegenagad.in](http://www.rashtriyacollegenagad.in)

Ref.No.

Date :

**Feedback Analysis and Action Taken Report 2018-19**

The college collects the feedback on curriculum aspects and courses from different stakeholders such as the students, teachers, parents, alumni and Employers. The college maintains an IQAC as a quality consistence and quality enhancement measure. The IQAC ensures and analyze the academic excellence at student and faculty levels through feedback mechanism with periodical analysis.

The college of thoroughly reviews the curriculum for every academic year. In supervision of IQAC, various departments and committees reinforce the curriculum by incorporating updated information and social issues. The college collects the feedback manually on Curriculum which is prescribed by the university, further college website invites all stockholder to provide feedback through provided link.

The college conducts annual Alumni Meet, in which suggestions and feedback is received from Alumni students. Feedback from industrial management, R & D establishments and professionals is obtained through college website's feedback link.

The provided feedback data is analyzed and presented to the university for necessary implementation in curriculum.

**Feedback Analysis 2018-19****1.Students Feedback on Curriculum**

- 39.81% students responded as Very Good, 34.95% as Excellent and 17.48% as good on curriculum regarding Learning Values (In terms of Concept, Knowledge, Manual Skills etc).
- 50.49% students responded as Very Good, 40.78% as Excellent and 5.83% as good regarding Relevance of the units in Syllabus.



**IQAC**  
Co-Ordinator



**Principal**  
Rashtriya Arts Comm. & Science College  
Nagad, Tal. Kannad, Dist. Chh. Sambhaji Nagar

- 40.78% students responded as Very Good, 35.44% as excellent and 16.50% as good on curriculum regarding Allocations of period and weightage.
- 46.12% students responded as Very Good, 38.83% as excellent and 12.14% as good on curriculum regarding Fundamental Coverage.
- 49.51% students responded as Excellent and Very Good each and 0.97% as good on Size of syllabus in terms of the load on the student.
- 44.66% students responded as very good, 36.41% as excellent and 12.14% as good on curriculum regarding Extra learning or self learning considering the design of the courses.
- 33.98% students responded as Excellent, 32.52% as Very Good and 20.39% as good on curriculum regarding Clarity and relevance of textual reading material (Library).
- 41.26% students responded as Excellent, 29.13% as Very Good and 16.99% as good on curriculum regarding objectives stated for each of the Syllabus/Course.

## **2. Teachers Feedback on Curriculum 2018-19**

- 66.67% teachers responded as strongly agree and 27.78% responded as agree regarding Syllabus is suitable to the course.
- 61.11% teachers responded as strongly agree and 33.33% responded as agree regarding Syllabus is need based.
- 61.11% teachers responded as strongly agree and 27.78% responded as agree regarding Aims and objectives of the syllabi are well defined and clear to teachers and students.
- 72.22% teachers responded as strongly agree and 16.67% responded as agree regarding course/syllabus has good balance between theory and practical.
- 61.11% teachers responded as strongly agree and 27.78% responded as agree regarding course/syllabus of this subject increased my knowledge and perspective in the subject area.
- 61.11% teachers responded as agree and 38.89% responded as strongly agree regarding books prescribed/listed as reference materials are relevant, updated and appropriate.

## **3. Parents Feedback on Curriculum 2018-19**

- 53.92% parents responded as strongly agree and 34.31% responded as agree regarding holistic development of students is ensured by participation of students in various sports, cultural and co-curricular activities organized throughout the year.
- 63.73% parents responded as strongly agree and 24.51% responded as agree regarding students are sensitized towards cross cutting issues like gender equality, environment and sustainability, ethics and values etc., through relevant courses in the curriculum as well as through community service participation in various awareness campaigns on socially relevant issues etc.
- 49.02% parents responded as strongly agree and 34.31% responded as agree regarding academic flexibility embedded in the curriculum provides opportunities to students to pursue their interest by choosing from a vast number of pathways / electives from own area / specialization as well as from other areas.
- 48.04% parents responded as agree and 44.12% responded as strongly agree regarding curriculum has been designed to make students industry ready by imparting analytical and reasoning, language and soft skills in addition to technical competencies.
- 48.04% parents responded as strongly agree and 24.51% responded as agree regarding the curriculum is outcome based and the expected outcomes, through various courses, are attained.

#### **4. Alumni Feedback on Curriculum 2018-19**

- 42.86% alumni responded as agree and 28.57% responded as strongly agree regarding contents of the Syllabus were revised at reasonable intervals.
- 34.29% alumni responded as strongly agree and 28.57% responded as agree regarding course/ syllabus increased knowledge and understanding of the subject studied.
- 40% alumni responded as strongly agree and 25.71% responded as agree regarding Course helped in developing personality.
- 42.86% alumni responded as strongly agree and 34.29% responded as agree regarding prescribed books were relevant, updated and appropriate.
- 48.57% alumni responded as strongly agree and 20% responded as agree regarding Course meet contemporary requirements.

- 34.29% alumni responded as agree and 31.43% responded as strongly agree regarding syllabus was need based as per the requirement of the job/industry.

#### 5. Employers Feedback on Curriculum 2018-19

- 45.45% employers responded as strongly agree and 27.27% responded as agree regarding ability to contribute to the goal of the organization.
- 36.36% employers responded as strongly agree and 27.27% responded as agree regarding technical knowledge/ skill Ability to manage/leadership Innovativeness.
- 40.91% employers responded as strongly agree and 18.18% responded as agree regarding Involvement in social activities.
- 50% employers responded as strongly agree and 27.27% responded as agree regarding ability and motivation for social activity.
- 54.55% employers responded as strongly agree and 36.36% responded as agree regarding overall impression about their performance.



*R. Amole*  
**Principal**  
Rashtriya Arts Comm. & Science College  
Manad, Tal. Kanwad, Dist. Chh. Sambhajinagar

**Mr.Nitin Suresh Patil****Mr.Arjun Nitin Patil**

President

Secretary

Principal

● email - [rashtriyacollegenagad@gmail.com](mailto:rashtriyacollegenagad@gmail.com)● web - [www.rashtriyacollegenagad.in](http://www.rashtriyacollegenagad.in)

Ref.No.

Date :

**Feedback Analysis and Action Taken Report 2019-20**

The college collects the feedback on curriculum aspects and courses from different stakeholders such as the students, teachers, parents, alumni and Employers. The college maintains an IQAC as a quality consistence and quality enhancement measure. The IQAC ensures and analyze the academic excellence at student and faculty levels through feedback mechanism with periodical analysis.

The college of thoroughly reviews the curriculum for every academic year. In supervision of IQAC, various departments and committees reinforce the curriculum by incorporating updated information and social issues. The college collects the feedback manually on Curriculum which is prescribed by the university, further college website invites all stockholder to provide feedback through provided link.

The college conducts annual Alumni Meet, in which suggestions and feedback is received from Alumni students. Feedback from industrial management, R & D establishments and professionals is obtained through college website's feedback link.

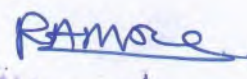
The provided feedback data is analyzed and presented to the university for necessary implementation in curriculum.

**Feedback Analysis 2019-20****1.Students Feedback on Curriculum**

- 40.33% students responded as Very Good, 34.25% as Excellent and 16.57% as good on curriculum regarding Learning Values (In terms of Concept, Knowledge, Manual Skills etc).
- 38.67% students responded as Very Good, 31.49% as Excellent and 18.78% as good regarding Relevance of the units in Syllabus.



**IQAC**  
Co-Ordinator



**Rashtriya Arts Comm. & Science College**  
Nagad, Tal. Kannad, Dist. Chh. Sambhaji Nagar



- 47.51% students responded as Very Good, 39.78% as excellent and 7.73% as good on curriculum regarding Allocations of period and weightage.
- 43.65% students responded as Very Good, 38.12% as excellent and 8.29% as good on curriculum regarding Fundamental Coverage.
- 46.41% students responded as Very Good, 30.39% as Excellent and 9.39% as good on Size of syllabus in terms of the load on the student.
- 41.44% students responded as very good, 38.67% as excellent and 11.05% as good on curriculum regarding Extra learning or self learning considering the design of the courses.
- 40.22% students responded as Excellent, 36.96% as Very Good and 11.96% as good on curriculum regarding Clarity and relevance of textual reading material (Library).
- 45.30% students responded as Excellent, 35.91% as Very Good and 13.26% as good on curriculum regarding objectives stated for each of the Syllabus/Course.

## **2. Teachers Feedback on Curriculum 2019-20**

- 73.68% teachers responded as strongly agree and 21.05% responded as agree regarding Syllabus is suitable to the course.
- 52.63% teachers responded as strongly agree and 31.58% responded as agree regarding Syllabus is need based.
- 68.42% teachers responded as strongly agree and 21.05% responded as agree regarding Aims and objectives of the syllabi are well defined and clear to teachers and students.
- 73.68% teachers responded as strongly agree and 10.53% responded as agree regarding course/syllabus has good balance between theory and practical.
- 84.21% teachers responded as strongly agree and 5.26% responded as agree regarding course/syllabus of this subject increased my knowledge and perspective in the subject area.
- 63.16% teachers responded as agree and 31.58% responded as strongly agree regarding books prescribed/listed as reference materials are relevant, updated and appropriate.

## **3. Parents Feedback on Curriculum 2019-20**

- 62.73% parents responded as strongly agree and 21.82% responded as agree regarding holistic development of students is ensured by

participation of students in various sports, cultural and co-curricular activities organized throughout the year.

- 63.64% parents responded as strongly agree and 20% responded as agree regarding students are sensitized towards cross cutting issues like gender equality, environment and sustainability, ethics and values etc., through relevant courses in the curriculum as well as through community service participation in various awareness campaigns on socially relevant issues etc.
- 64.55% parents responded as strongly agree and 23.64% responded as agree regarding academic flexibility embedded in the curriculum provides opportunities to students to pursue their interest by choosing from a vast number of pathways / electives from own area / specialization as well as from other areas.
- 70.91% parents responded as strongly agree and 19.09% responded as agree regarding curriculum has been designed to make students industry ready by imparting analytical and reasoning, language and soft skills in addition to technical competencies.
- 53.64% parents responded as strongly agree and 22.73% responded as agree regarding the curriculum is outcome based and the expected outcomes, through various courses, are attained.

#### **4. Alumni Feedback on Curriculum 2019-20**

- 30% alumni responded as agree and 25% responded as strongly agree regarding contents of the Syllabus were revised at reasonable intervals.
- 35% alumni responded as strongly agree and 20% responded as agree regarding course/ syllabus increased knowledge and understanding of the subject studied.
- 37.5% alumni responded as strongly agree and 30% responded as agree regarding Course helped in developing personality.
- 55% alumni responded as strongly agree and 30% responded as agree regarding prescribed books were relevant, updated and appropriate.
- 45% alumni responded as strongly agree and 30% responded as agree regarding Course meet contemporary requirements.
- 47.5% alumni responded as strongly agree and 40% responded as agree regarding syllabus was need based as per the requirement of the job/industry.

#### **5. Employers Feedback on Curriculum 2019-20**

- 41.67% employers responded as strongly agree and 33.33% responded as agree regarding ability to contribute to the goal of the organization.
- 37.5% employers responded as strongly agree and 25% responded as agree regarding technical knowledge/ skill Ability to manage/leadership Innovativeness.
- 50% employers responded as strongly agree and 37.5% responded as agree regarding Involvement in social activities.
- 58.33% employers responded as strongly agree and 41.67% responded as agree regarding ability and motivation for social activity.
- 54.55% employers responded as strongly agree and 45.45% responded as agree regarding overall impression about their performance.

  
**IQAC**  
Co-Ordinator



  
**Principal**  
Rashtriya Arts Comm. & Science College  
Manad, Tal. Kanad, Dist. Chh. Sembhar, Nag.

**Mr.Nitin Suresh Patil****Mr.Arjun Nitin Patil**

President

Secretary

Principal

● email - [rashtriyacollegenagad@gmail.com](mailto:rashtriyacollegenagad@gmail.com)● web - [www.rashtriyacollegenagad.in](http://www.rashtriyacollegenagad.in)

Ref.No.

Date :

**Feedback Analysis and Action Taken Report 2020-21**

The college collects the feedback on curriculum aspects and courses from different stakeholders such as the students, teachers, parents, alumni and Employers. The college maintains an IQAC as a quality consistence and quality enhancement measure. The IQAC ensures and analyze the academic excellence at student and faculty levels through feedback mechanism with periodical analysis.

The college of thoroughly reviews the curriculum for every academic year. In supervision of IQAC, various departments and committees reinforce the curriculum by incorporating updated information and social issues. The college collects the feedback manually on Curriculum which is prescribed by the university, further college website invites all stockholder to provide feedback through provided link.

The college conducts annual Alumni Meet, in which suggestions and feedback isreceived from Alumni students. Feedback from industrial management, R & D establishments and professionals is obtained through college website's feedback link.

The provided feedback data is analyzed and presented to the university for necessary implementation in curriculum.

**Feedback Analysis 2020-21****1.Students Feedback on Curriculum**

- 38.24% students responded as Very Good, 36.47% as Excellent and 15.88% as good on curriculum regarding Learning Values (In terms of Concept, Knowledge, Manual Skills etc).
- 45.29% students responded as Excellent, 32.35% as Very Good and 11.76% as good regarding Relevance of the units in Syllabus.



**IQAC**  
Co-Ordinator

*Ramrao*  
**Principal**  
Rashtriya Arts Comm. & Science College  
Nagad, Tal. Kannad, Dist. Chh. Sambhaji Nagar

- 45.88% students responded as Excellent, 32.35% as Very Good and 12.35% as good on curriculum regarding Allocations of period and weightage.
- 45.88% students responded as Very Good, 32.35% as excellent and 17.65% as good on curriculum regarding Fundamental Coverage.
- 40.59% students responded as Very Good, 38.24% as Excellent and 21.18% as good on Size of syllabus in terms of the load on the student.
- 39.41% students responded as Very Good, 34.71% as excellent and 20.59% as good on curriculum regarding Extra learning or self learning considering the design of the courses.
- 37.06% students responded as Very Good, 34.12% as Excellent and 21.18% as good on curriculum regarding Clarity and relevance of textual reading material (Library).
- 37.06% students responded as Excellent, 26.47% as Very Good and 22.94% as good on curriculum regarding objectives stated for each of the Syllabus/Course.

## **2. Teachers Feedback on Curriculum 2020-21**

- 70.59% teachers responded as strongly agree and 23.53% responded as agree regarding Syllabus is suitable to the course.
- 58.82% teachers responded as strongly agree and 17.65% responded as agree regarding Syllabus is need based.
- 64.71% teachers responded as strongly agree and 23.53% responded as agree regarding Aims and objectives of the syllabi are well defined and clear to teachers and students.
- 82.35% teachers responded as strongly agree and 11.76% responded as agree regarding course/syllabus has good balance between theory and practical.
- 88.24% teachers responded as strongly agree and 5.88% responded as agree regarding course/syllabus of this subject increased my knowledge and perspective in the subject area.
- 66.67% teachers responded as agree and 27.78% responded as strongly agree regarding books prescribed/listed as reference materials are relevant, updated and appropriate.

## **3. Parents Feedback on Curriculum 2020-21**

- 50.93% parents responded as strongly agree and 37.04% responded as agree regarding holistic development of students is ensured by participation of students in various sports, cultural and co-curricular activities organized throughout the year.
- 45.37% parents responded as strongly agree and 32.41% responded as agree regarding students are sensitized towards cross cutting issues like gender equality, environment and sustainability, ethics and values etc., through relevant courses in the curriculum as well as through community service participation in various awareness campaigns on socially relevant issues etc.
- 49.07% parents responded as strongly agree and 38.89% responded as agree regarding academic flexibility embedded in the curriculum provides opportunities to students to pursue their interest by choosing from a vast number of pathways / electives from own area / specialization as well as from other areas.
- 40.74% parents responded as strongly agree and 36.11% responded as agree regarding curriculum has been designed to make students industry ready by imparting analytical and reasoning, language and soft skills in addition to technical competencies.
- 53.70% parents responded as strongly agree and 43.52% responded as agree regarding the curriculum is outcome based and the expected outcomes, through various courses, are attained.

#### **4. Alumni Feedback on Curriculum 2020-21**

- 38.10% alumni responded as strongly agree and 23.81% responded as agree regarding contents of the Syllabus were revised at reasonable intervals.
- 28.57% alumni responded as strongly agree and agree each for course/ syllabus increased knowledge and understanding of the subject studied.
- 42.86% alumni responded as strongly agree and 28.57% responded as agree regarding Course helped in developing personality.
- 40.48% alumni responded as strongly agree and 33.33% responded as agree regarding prescribed books were relevant, updated and appropriate.
- 35.71% alumni responded as strongly agree and agree each regarding Course meet contemporary requirements.


- 35.71% alumni responded as agree and 30.95% responded as strongly agree regarding syllabus was need based as per the requirement of the job/industry.

#### 5. Employers Feedback on Curriculum 2020-21

- 33.33% employers responded as strongly agree and agree each regarding ability to contribute to the goal of the organization.
- 34.62% employers responded as strongly agree and 26.92% responded as agree regarding technical knowledge/ skill Ability to manage/leadership Innovativeness.
- 38.46% employers responded as strongly agree and 23.08% responded as agree regarding Involvement in social activities.
- 42.31% employers responded as strongly agree and 34.62% responded as agree regarding ability and motivation for social activity.
- 46.15% employers responded as strongly agree and 30.77% responded as agree regarding overall impression about their performance.

  
**IQAC**  
Co-Ordinator



  
**Principal**  
**Rashtriya Arts Comm. & Science College**  
Nagad, Tal. Kannad, Dist. Chh. Sambhajinagar

**Mr.Nitin Suresh Patil****Mr.Arjun Nitin Patil**

President

Secretary

Principal

● email - [rashtriyacollegenagad@gmail.com](mailto:rashtriyacollegenagad@gmail.com)● web - [www.rashtriyacollegenagad.in](http://www.rashtriyacollegenagad.in)

Ref.No.

Date :

**Feedback Analysis and Action Taken Report 2021-22**

The college collects the feedback on curriculum aspects and courses from different stakeholders such as the students, teachers, parents, alumni and Employers. The college maintains an IQAC as a quality consistence and quality enhancement measure. The IQAC ensures and analyze the academic excellence at student and faculty levels through feedback mechanism with periodical analysis.

The college of thoroughly reviews the curriculum for every academic year. In supervision of IQAC, various departments and committees reinforce the curriculum by incorporating updated information and social issues. The college collects the feedback manually on Curriculum which is prescribed by the university, further college website invites all stockholder to provide feedback through provided link.

The college conducts annual Alumni Meet, in which suggestions and feedback is received from Alumni students. Feedback from industrial management, R & D establishments and professionals is obtained through college website's feedback link.

The provided feedback data is analyzed and presented to the university for necessary implementation in curriculum.

**Feedback Analysis 2021-22****1.Students Feedback on Curriculum**

- 39.26% students responded as Very Good, 38.04% as Excellent and 11.04% as good on curriculum regarding Learning Values (in terms of Concept, Knowledge, Manual Skills etc).
- 42.94% students responded as Excellent, 34.97% as Very Good and 12.27% as good regarding Relevance of the units in Syllabus.

**IQAC**  
Co-Ordinator

**Ramare**  
Principal  
Rashtriya Arts Comm. & Science College  
Nagad, Tal. Kannad, Dist. Chh. Sambhaji Nagar



- 46.63.% students responded as Very Good, 44.17% as Excellent and 6.13% as good on curriculum regarding Allocations of period and weightage.
- 42.33% students responded as Excellent, 33.13% as very good and 18.40% as good on curriculum regarding Fundamental Coverage.
- 36.81% students responded as Very Good, 36.20% as Excellent and 15.34% as good on Size of syllabus in terms of the load on the student.
- 41.72% students responded as Very Good, 33.74% as excellent and 19.02% as good on curriculum regarding Extra learning or self learning considering the design of the courses.
- 47.24% students responded as Very Good, 34.97% as Excellent and 10.43% as good on curriculum regarding Clarity and relevance of textual reading material (Library).
- 47.85% students responded as Excellent, 35.58% as Very Good and 11.66% as good on curriculum regarding objectives stated for each of the Syllabus/Course.

## **2. Teachers Feedback on Curriculum 2021-22**

- 72.22% teachers responded as strongly agree and 22.22% responded as agree regarding Syllabus is suitable to the course.
- 61.11% teachers responded as strongly agree and 22.22% responded as agree regarding Syllabus is need based.
- 77.78% teachers responded as strongly agree and 16.67% responded as agree regarding Aims and objectives of the syllabi are well defined and clear to teachers and students.
- 88.89% teachers responded as strongly agree and 11.11% responded as agree regarding course/syllabus has good balance between theory and practical.
- 77.78% teachers responded as strongly agree and 16.67% responded as agree regarding course/syllabus of this subject increased my knowledge and perspective in the subject area.
- 100% teachers responded as strongly agree regarding books prescribed/listed as reference materials are relevant, updated and appropriate.

## **3. Parents Feedback on Curriculum 2021-22**

- 66.12% parents responded as strongly agree and 21.49% responded as agree regarding holistic development of students is ensured by

participation of students in various sports, cultural and co-curricular activities organized throughout the year.

- 63.64% parents responded as strongly agree and 33.06% responded as agree regarding students are sensitized towards cross cutting issues like gender equality, environment and sustainability, ethics and values etc., through relevant courses in the curriculum as well as through community service participation in various awareness campaigns on socially relevant issues etc.
- 53.72% parents responded as strongly agree and 37.19% responded as agree regarding academic flexibility embedded in the curriculum provides opportunities to students to pursue their interest by choosing from a vast number of pathways / electives from own area / specialization as well as from other areas.
- 50.41% parents responded as strongly agree and 41.32% responded as agree regarding curriculum has been designed to make students industry ready by imparting analytical and reasoning, language and soft skills in addition to technical competencies.
- 45.45% parents responded as strongly agree and 44.63% responded as agree regarding the curriculum is outcome based and the expected outcomes, through various courses, are attained.

#### **4. Alumni Feedback on Curriculum 2021-22**

- 48.94% alumni responded as strongly agree and 46.81% responded as agree regarding contents of the Syllabus were revised at reasonable intervals.
- 57.45% alumni responded as agree and 42.55% as strongly agree for course/syllabus increased knowledge and understanding of the subject studied.
- 53.19% alumni responded as strongly agree and 36.17% responded as agree regarding Course helped in developing personality.
- 46.81% alumni responded as strongly agree and 42.55% responded as agree regarding prescribed books were relevant, updated and appropriate.
- 59.57% alumni responded as strongly agree and 31.91% as agree regarding Course meet contemporary requirements.


- 55.32% alumni responded as agree and 44.68% responded as strongly agree regarding syllabus was need based as per the requirement of the job/industry.

#### 5. Employers Feedback on Curriculum 2021-22

- 70% employers responded as strongly agree and 30% as agree regarding ability to contribute to the goal of the organization.
- 73.33% employers responded as strongly agree and 26.67% responded as agree regarding technical knowledge/ skill Ability to manage/leadership Innovativeness.
- 56.67% employers responded as strongly agree and 33.33% responded as agree regarding Involvement in social activities.
- 83.33% employers responded as strongly agree and 13.33% responded as agree regarding ability and motivation for social activity.
- 56.67% employers responded as agree and 43.33% responded as strongly agree regarding overall impression about their performance.

  
**IQAC**  
Co-Ordinator



  
**Principal**  
Rashtriya Arts Comm. & Science College  
Nanad, Tal. Kannad, Dist. Chh. Sambhaj Nagar

**Mr.Nitin Suresh Patil**

President

**Mr.Arjun Nitin Patil**

Secretary

Principal

● email - [rashtriya.collegenagad@gmail.com](mailto:rashtriya.collegenagad@gmail.com)● web - [www.rashtriya.collegenagad.in](http://www.rashtriya.collegenagad.in)

Ref.No.

Date :

**Feedback Analysis and Action Taken Report 2022-23**

The college collects the feedback on curriculum aspects and courses from different stakeholders such as the students, teachers, parents, alumni and Employers. The college maintains an IQAC as a quality consistence and quality enhancement measure. The IQAC ensures and analyze the academic excellence at student and faculty levels through feedback mechanism with periodical analysis.

The college of thoroughly reviews the curriculum for every academic year. In supervision of IQAC, various departments and committees reinforce the curriculum by incorporating updated information and social issues. The college collects the feedback manually on Curriculum which is prescribed by the university, further college website invites all stockholder to provide feedback through provided link.

The college conducts annual Alumni Meet, in which suggestions and feedback is received from Alumni students. Feedback from industrial management, R & establishments and professionals is obtained through college website's feedback link.

The provided feedback data is analyzed and presented to the university for necessary implementation in curriculum.

**Feedback Analysis 2022-23****1.Students Feedback on Curriculum**

- 43.66% students responded as Excellent, 29.58% as Very Good and 19.01% as good on curriculum regarding Learning Values (In terms of Concept, Knowledge, Manual Skills etc).
- 40.14% students responded as Excellent, 34.51% as Very Good and 17.61% as excellent regarding Relevance of the units in Syllabus.



*R.A.Moore*  
Principal

Rashtriya Arts Comm. & Science College  
Nagad, Tal. Kannad, Dist. Chh.Sambhaji Nagar

- 42.25% students responded as Good, 33.10% as excellent and 16.90% as good on curriculum regarding Allocations of period and weightage.
- 41.55% students responded as excellent, 31.69% as Very Good and 19.01% as good on curriculum regarding Fundamental Coverage.
- 38.03% students responded as Very Good, 35.92% as excellent and 20.42% as good on Size of syllabus in terms of the load on the student.
- 40.14% students responded as excellent, 33.80% as Very Good and 23.24% as good on curriculum regarding Extra learning or self learning considering the design of the courses.
- 33.80% students responded as Excellent, 28.17% as Very Good and 26.06% as good on curriculum regarding Clarity and relevance of textual reading material (Library).
- 36.62% students responded as Excellent, 34.51% as Very Good and 21.13% as good on curriculum regarding objectives stated for each of the Syllabus/Course.

## **2. Teachers Feedback on Curriculum 2022-23**

- 66.67% teachers responded as strongly agree and 27.78% responded as agree regarding Syllabus is suitable to the course.
- 61.11% teachers responded as strongly agree and 22.22% responded as agree regarding Syllabus is need based.
- 72.22% teachers responded as strongly agree and 22.22% responded as agree regarding Aims and objectives of the syllabi are well defined and clear to teachers and students.
- 83.33% teachers responded as strongly agree and 16.67% responded as agree regarding course/syllabus has good balance between theory and practical.
- 72.22% teachers responded as strongly agree and 11.11% responded as agree regarding course/syllabus of this subject increased my knowledge and perspective in the subject area.
- 66.67% teachers responded as agree and 33.33% responded as strongly agree regarding books prescribed/listed as reference materials are relevant, updated and appropriate.

## **3. Parents Feedback on Curriculum 2022-23**

- 45% parents responded as strongly agree and 42.50% responded as agree regarding holistic development of students is ensured by participation of

students in various sports, cultural and co-curricular activities organized throughout the year.

- 48.33% parents responded as agree and 39.17% responded as strongly agree regarding students are sensitized towards cross cutting issues like gender equality, environment and sustainability, ethics and values etc., through relevant courses in the curriculum as well as through community service participation in various awareness campaigns on socially relevant issues etc.
- 50% parents responded as strongly agree and 38.33% responded as agree regarding academic flexibility embedded in the curriculum provides opportunities to students to pursue their interest by choosing from a vast number of pathways / electives from own area / specialization as well as from other areas.
- 47.50% parents responded as strongly agree and 43.33% responded as agree regarding curriculum has been designed to make students industry ready by imparting analytical and reasoning, language and soft skills in addition to technical competencies.
- 51.67% parents responded as agree and 43.33% responded as strongly agree regarding the curriculum is outcome based and the expected outcomes, through various courses, are attained.

#### **4. Alumni Feedback on Curriculum 2022-23**

- 46% alumni responded as strongly agree and 40% responded as agree regarding contents of the Syllabus were revised at reasonable intervals.
- 48% alumni responded as strongly agree and 34% responded as agree regarding course/ syllabus increased knowledge and understanding of the subject studied.
- 52% alumni responded as strongly agree and 44% responded as agree regarding Course helped in developing personality.
- 58% alumni responded as strongly agree and 38% responded as agree regarding prescribed books were relevant, updated and appropriate.
- 44% alumni responded as strongly agree and 40% responded as agree regarding Course meet contemporary requirements.


- 56% alumni responded as strongly agree and 28% responded as agree regarding syllabus was need based as per the requirement of the job/industry.

#### 5. Employers Feedback on Curriculum 2022-23

- 54.29% employers responded as strongly agree and 42.86% responded as agree regarding ability to contribute to the goal of the organization.
- 54.29% employers responded as agree and 45.71% responded as strongly agree regarding technical knowledge/ skill Ability to manage/leadership Innovativeness.
- 57.14% employers responded as strongly agree and 42.86% responded as agree regarding Involvement in social activities.
- 51.43% employers responded as agree and 48.57% responded as strongly agree regarding ability and motivation for social activity.
- 57.14% employers responded as strongly agree and 40% responded as agree regarding overall impression about their performance.

  
**IQAC**  
Co-Ordinator



  
**Principal**  
Rashtriya Arts Comm. & Science College  
Nagad, Tal. Kanwad, Dist. Chh. Sambhajinagar