

**RASHTRIYA ARTS, COMMERCE & SCIENCE COLLEGE, NAGAD**

Tal. Kannad , Dist. Chhatrapati Sambhaji Nagar, Mobile No.8888120082

Mr.Nitin Suresh Patil

President

Mr.Arjun Nitin Patil

Secretary

Principal

● email - rashtriyacollegenagad@gmail.com

● web - www.rashtriyacollegenagad.in

Ref.No.

Date :

2.6.3**RESULT ANALYSIS (PASS PERCENTAGES)**

Sr. No	Program	Pass percentages (%)
1	2022-23	70.40%
2	2021-22	64.39%
3	2020-21	39.15%
4	2019-20	88.26%
5	2018-19	74.27%
	Average pass percentage	67.92

IQAC
Co-Ordinator



Ramesh
Principal
Rashtriya Arts Comm. & Science College
Nagad, Tal. Kannad, Dist. Chh. Sambhaji Nagar



RASHTRIYA CHARITABLE TRUST

College Code No.306

RASHTRIYA ARTS, COMMERCE & SCIENCE COLLEGE, NAGAD

Tal. Kannad , Dist. Chhatrapati Sambhaji Nagar, Mobile No.8888120082

Mr.Nitin Suresh Patil

President

Mr.Arjun Nitin Patil

Secretary

Principal

● email - rashtriyacollegenagad@gmail.com

● web - www.rashtriyacollegenagad.in

Ref.No.


Date :

2.6.3

1. RESULT ANALYSIS (PASS PERCETAGES) 2018-19
2. RESULT ANALYSIS (PASS PERCETAGES) 2019-20
3. RESULT ANALYSIS (PASS PERCETAGES) 2020-21
4. RESULT ANALYSIS (PASS PERCETAGES) 2021-22
5. RESULT ANALYSIS (PASS PERCETAGES) 2022-23


IQAC
Co-Ordinator




Principal
Rashtriya Arts Comm. & Science College
Nagad, Tal. Kannad, Dist. Chh. Sambhaji Nagar



RASHTRIYA CHARITABLE TRUST

College Code No.306

RASHTRIYA ARTS, COMMERCE & SCIENCE COLLEGE, NAGAD

Tal. Kannad , Dist. Chhatrapati Sambhaji Nagar, Mobile No.8888120082

Mr.Nitin Suresh Patil

President

Mr.Arjun Nitin Patil

Secretary

Principal

● email - rashtriyacollegenagad@gmail.com

● web - www.rashtriyacollegenagad.in

Ref.No.

Date :

RESULT ANALYSIS (PASS PERCENTAGES) 2022-23

Undergraduate Level - T.Y. B.A

Sr. No.	Number of Student	Pass Student
1	116	98

Undergraduate Level - T.Y. B.Com

Merit Order	Number of Student	Pass Student
1	88	72

Undergraduate Level - T.Y. B.Sc.

Merit Order	Number of Student	Pass Student
1	349	256


Undergraduate Level - S.Y. M.A.(Marathi)

Merit Order	Number of Student	Pass Student
1	17	03

Undergraduate Level - S.Y. M.A.(Poli. Sci.)

Merit Order	Number of Student	Pass Student
1	13	04

IQAC
Co-Ordinator



Principal
Rashtriya Arts Comm. & Science College
Nagad, Tal. Kannad, Dist. Chh. Sambhaji Nagar

RASHTRIYA CHARITABLE TRUST

College Code No.306



RASHTRIYA ARTS, COMMERCE & SCIENCE COLLEGE, NAGAD

Tal. Kannad , Dist. Chhatrapati Sambhaji Nagar, Mobile No.8888120082

Mr.Nitin Suresh Patil

President

Mr.Arjun Nitin Patil

Secretary

Principal

● email - rashtriyacollegenagad@gmail.com

● web - www.rashtriyacollegenagad.in

Ref.No.

Date :

Undergraduate Level - S.Y. M.Sc.(Chemistry)

Merit Order	Number of Student	Pass Student
1	27	00

Undergraduate Level - S.Y. M.A.(Zoology)

Merit Order	Number of Student	Pass Student
1	05	00

RAMR
Principal
Rashtriya Arts Comm. & Science College
Nagad, Tal. Kannad, Dist. Chh. Sambhaji Nagar



IQAC
Co-Ordinator



RASHTRIYA CHARITABLE TRUST

College Code No.306

RASHTRIYA ARTS, COMMERCE & SCIENCE COLLEGE, NAGAD

Tal. Kannad , Dist. Chhatrapati Sambhaji Nagar, Mobile No.8888120082

Mr.Nitin Suresh Patil

President

Mr.Arjun Nitin Patil

Secretary

Principal

● email - rashtriyacollegenagad@gmail.com

● web - www.rashtriyacollegenagad.in

Ref.No.

Date :

RESULT ANALYSIS (PASS PERCENTAGES) 2021-22

Undergraduate Level - T.Y. B.A

Sr. No.	Number of Student	Pass Student
1	106	78

Undergraduate Level - T.Y. B.Com

Merit Order	Number of Student	Pass Student
1	79	51

Undergraduate Level - T.Y. B.Sc.

Merit Order	Number of Student	Pass Student
1	311	193

Undergraduate Level - S.Y. M.A.(Marathi)

Merit Order	Number of Student	Pass Student
1	18	09

Undergraduate Level - S.Y. M.A.(Poli. Sci.)

Merit Order	Number of Student	Pass Student
1	14	09

IQAC
Co-Ordinator



Principal
Rashtriya Arts Comm. & Science College
Nagad, Tal. Kannad, Dist. Chh. Sambhaji Nagar



RASHTRIYA CHARITABLE TRUST

College Code No.306

RASHTRIYA ARTS, COMMERCE & SCIENCE COLLEGE, NAGAD

Tal. Kannad , Dist. Chhatrapati Sambhaji Nagar, Mobile No.8888120082

Mr.Nitin Suresh Patil

President

Mr.Arjun Nitin Patil

Secretary

Principal

● email - rashtriyacollegenagad@gmail.com

● web - www.rashtriyacollegenagad.in

Ref.No.

Date :

RESULT ANALYSIS (PASS PERCETAGES) 2020-21

Undergraduate Level - T.Y. B.A

Sr. No.	Number of Student	Pass Student
1	121	22

Undergraduate Level - T.Y. B.Com

Merit Order	Number of Student	Pass Student
1	73	34

Undergraduate Level - T.Y. B.Sc.

Merit Order	Number of Student	Pass Student
1	310	136

Undergraduate Level - S.Y. M.A.(Marathi)

Merit Order	Number of Student	Pass Student
1	07	03

Undergraduate Level - S.Y. M.A.(Poli. Sci.)

Merit Order	Number of Student	Pass Student
1	10	

IQAC
Co-Ordinator



RAMAR
Principal
Rashtriya Arts Comm. & Science College
Nagad, Tal. Kannad, Dist. Chh. Sambhaji Nagar



RASHTRIYA CHARITABLE TRUST

College Code No.306

RASHTRIYA ARTS, COMMERCE & SCIENCE COLLEGE, NAGAD

Tal. Kannad, Dist. Chhatrapati Sambhaji Nagar, Mobile No.8888120082

Mr.Nitin Suresh Patil

President

Mr.Arjun Nitin Patil

Secretary

Principal

● email - rashtriyacollegenagad@gmail.com

● web - www.rashtriyacollegenagad.in

Ref.No.

Date :

RESULT ANALYSIS (PASS PERCENTAGES) 2019-20

Undergraduate Level - T.Y. B.A

Sr. No.	Number of Student	Pass Student
1	173	144

Undergraduate Level - T.Y. B.Com

Merit Order	Number of Student	Pass Student
1	88	79

Undergraduate Level - T.Y. B.Sc.

Merit Order	Number of Student	Pass Student
1	294	267

Undergraduate Level - S.Y. M.A.(Marathi)

Merit Order	Number of Student	Pass Student
1	10	08

Undergraduate Level - S.Y. M.A.(Poli. Sci.)

Merit Order	Number of Student	Pass Student
1	06	06

IQAC
Co-Ordinator



Ramae
Principal
Rashtriya Arts Comm. & Science College
Nagad, Tal. Kannad, Dist. Chh. Sambhaji Nagar



RASHTRIYA CHARITABLE TRUST

College Code No.306

RASHTRIYA ARTS, COMMERCE & SCIENCE COLLEGE, NAGAD

Tal. Kannad, Dist. Chhatrapati Sambhaji Nagar, Mobile No.8888120082

Mr.Nitin Suresh Patil

President

Mr.Arjun Nitin Patil

Secretary

Principal

● email - rashtriyacollegenagad@gmail.com

● web - www.rashtriyacollegenagad.in

Ref.No.

Date :

RESULT ANALYSIS (PASS PERCENTAGES) 2018-19

Undergraduate Level - T.Y. B.A

Sr. No.	Number of Student	Pass Student
1	116	98

Undergraduate Level - T.Y. B.Com

Merit Order	Number of Student	Pass Student
1	88	72

Undergraduate Level - T.Y. B.Sc.

Merit Order	Number of Student	Pass Student
1	349	256

Undergraduate Level - S.Y. M.A.(Marathi)

Merit Order	Number of Student	Pass Student
1	17	03

Undergraduate Level - S.Y. M.A.(Poli. Sci.)

Merit Order	Number of Student	Pass Student
1	13	04

IQAC
Co-Ordinator



Rama
Principal
Rashtriya Arts Comm. & Science College
Nagad, Tal. Kannad, Dist. Chh. Sambhaji Nagar

**RASHTRIYA ARTS, COMMERCE & SCIENCE COLLEGE, NAGAD**

Tal. Kannad, Dist. Chhatrapati Sambhaji Nagar, Mobile No.8888120082

Mr.Nitin Suresh Patil

President

Mr.Arjun Nitin Patil

Secretary

Principal

● email - rashtriyacollegenagad@gmail.com

● web - www.rashtriyacollegenagad.in

Ref.No.

Date :

2.6.3

Pass percentage of Students during last five years (excluding backlog students)

Response:

Following yearly appeared and pass students during last five years

Year	Program Code	Program Name	Number of students appeared in the final year examination	Number of students passed in final year examination
2018-19	1001	B.A	116	98
2018-19	1002	B.COM	88	72
2018-19	1003	B.SC	349	256
2018-19	1004	M.A (Marathi)	17	3
2018-19	1005	M.A (Poli. Sci)	13	4
2019-20	1001	B.A	173	144
2019-20	1002	B.COM	88	79
2019-20	1003	B.SC	294	267
2019-20	1004	M.A (Marathi)	10	8
2019-20	1005	M.A (Poli. Sci)	6	6
2020-21	1001	B.A	121	22
2020-21	1002	B.COM	73	34
2020-21	1003	B.SC	310	136
2020-21	1004	M.A (Marathi)	7	3
2020-21	1005	M.A (Poli. Sci)	10	9
2021-22	1001	B.A	106	78
2021-22	1002	B.COM	79	51
2021-22	1003	B.SC	311	193
2021-22	1004	M.A (Marathi)	18	9
2021-22	1005	M.A (Poli. Sci)	14	9
2022-23	1001	B.A	67	42
2022-23	1002	B.COM	37	18
2022-23	1003	B.SC	247	176
2022-23	1004	M.A (Marathi)	18	8
2022-23	1005	M.A (Poli. Sci)	10	7
2022-23	1006	M.SC (Chemistry)	27	00
2022-23	1007	M.SC (Zoology)	5	00

IQAC
Co-Ordinator



Ramora
Principal
Rashtriya Arts Comm. & Science College
Nagad, Tal. Kannad, Dist. Chh. Sambhaji Nagar

Course Name	Total Seat Generated		Pass		Fail		Fail ATKT		Absent		Heldbac		Institute		University	
	Male	Female	Male	Female	Male	Female	Male	Female	Male	Female	Count	Percentage	Count	Percentage	Male	Female
B.A - Regular - P-2013 - T.Y.B.A. Fifth Semester	20	6	6	3	0	0	10	2	0	0	4	1	30	50	61	65
M.A. Political Science (with Credits) - Regular - Affiliated P-2015 - Second Year Fourth Semester	0	2	0	0	0	0	0	0	0	0	0	0	0	0	0	39
B.A - Regular - P-2013 - S.Y.B.A. Fourth Semester	63	42	25	16	20	5	0	0	2	3	16	18	39	38	43	52
M.A. Political Science (with Credits) - Regular - WEF 2021-22 - M.A. Political Science - First Year Second Semester	21	10	9	0	0	0	9	1	0	0	3	0	42	90	63	78
B.Sc - Regular - P-2013 - F.Y.B.Sc. First Semester	33	10	23	8	0	0	8	2	0	0	2	0	69	80	39	49
M.Sc. Zoology (with Credits) - Regular - WEF 2021-22 - M.Sc. Zoology Second Year Third Semester	0	1	0	1	0	0	0	0	0	0	0	0	0	100	71	45
B.Com. (with Credits) - Regular - P-2022 - B.Com. First Year Second Semester	62	32	32	22	0	0	30	10	0	0	0	0	51	68	32	49
B.A - Regular - P-2013 - S.Y.B.A. Third Semester	30	7	12	6	12	0	0	0	0	0	6	1	40	85	65	74
B.Com. (with Credits) - Regular - P-2018 - Second Year Fourth Semester	59	15	15	3	0	0	19	11	1	0	4	1	38	20	55	62
M.A. Political Science (with Credits) - Regular - WEF 2021-22 - M.A. Political Science - First Year First Semester	32	19	20	5	0	0	9	5	0	0	23	9	38	26	32	46
M.Sc. Chemistry (with Credits) - Regular - WEF 2021-22 - M.Sc. Chemistry Second Year Third Semester	4	3	1	3	0	0	3	0	0	0	0	0	25	100	80	65
M.A. Marathi (with Credits) - Regular - P-2022 - First Year First Semester	8	1	8	0	0	0	0	0	0	0	0	0	100	0	57	57
M.Sc. Zoology (with Credits) - Regular - WEF 2021-22 - M.Sc. Zoology First Year First Semester	10	9	3	4	0	0	5	3	0	0	2	2	30	44	44	68
B.A. (with Credits) - Regular - P-2022 - B.A. First Year First Semester	0	1	0	1	0	0	0	0	0	0	0	0	0	0	100	71
B.Sc - Regular - P-2013 - T.Y.B.Sc. Sixth Semester	53	14	21	7	0	0	32	7	0	0	0	0	0	100	71	84
B.A - Regular - P-2013 - T.Y.B.A. Sixth Semester	177	70	119	57	48	11	0	0	0	0	0	0	39	50	49	58
M.A. Marathi (with Credits) - Regular - Affiliated P-2015 - Second Year Third Semester	50	17	29	13	12	1	0	0	0	0	10	2	67	81	62	71
M.A. Political Science (with Credits) - Regular - WEF 2021-22 - M.A. Political Science - Second Year Fourth Semester	2	1	0	0	0	0	2	1	0	0	0	0	0	0	69	62
B.Com. (with Credits) - Regular - P-2022 - B.Com. First Year First Semester	9	1	6	1	1	0	0	0	0	0	0	0	66	100	77	81
M.Sc. Zoology (with Credits) - Regular - WEF 2021-22 - M.Sc. Zoology First Year Second Semester	28	14	18	12	0	0	10	2	0	0	2	0	64	85	43	55
B.Com. (with Credits) - Regular - P-2018 - First Year First Semester	12	6	6	6	0	0	5	0	0	0	1	0	50	100	63	74
B.Sc - Regular - P-2013 - F.Y.B.Sc. Second Semester	11	3	3	2	0	0	8	1	0	0	0	0	27	66	44	48
B.Sc. (with Credits) - Regular - P-2022 - B.Sc. First Year Second Semester	46	7	29	2	17	5	0	0	0	0	0	0	63	28	41	50
B.Sc - Regular - P-2013 - S.Y.B.Sc. Third Semester	163	64	68	34	0	0	83	25	0	0	12	5	41	53	52	64
M.Sc. Zoology (with Credits) - Regular - WEF 2021-22 - M.Sc. Zoology Second Year Fourth Semester	90	28	48	19	0	0	38	7	0	1	4	1	53	67	54	63
B.Com. (with Credits) - Regular - P-2018 - First Year Second Semester	3	2	0	0	3	2	0	0	0	0	0	0	0	0	73	68
M.Sc. Chemistry (with Credits) - Regular - WEF 2021-22 - M.Sc. Chemistry First Year First Semester	35	12	25	9	0	0	10	3	0	0	0	0	71	75	47	55
M.A. Marathi (with Credits) - Regular - Affiliated P-2015 - First Year First Semester	16	5	11	5	0	0	4	0	0	0	1	0	68	100	50	61
B.A - Regular - P-2013 - F.Y.B.A. First Semester	1	0	1	0	0	0	0	0	0	0	0	0	100	0	100	20
B.A. (with Credits) - Regular - P-2022 - B.A. First Year Second Semester	38	13	17	5	0	0	19	6	2	1	0	1	44	38	37	44
M.A. Political Science (with Credits) - Regular - WEF 2021-22 - M.A. Political Science - Second Year Third Semester	140	60	23	26	0	0	100	34	0	0	17	0	16	43	39	53
M.Sc. Chemistry (with Credits) - Regular - WEF 2021-22 - M.Sc. Chemistry First Year Second Semester	2	0	2	0	0	0	0	0	0	0	0	0	100	0	60	47
M.A. Marathi (with Credits) - Regular - Affiliated P-2015 - First Year Second Semester	33	8	21	5	0	0	10	3	0	0	2	0	63	62	44	50
B.Sc. (with Credits) - Regular - P-2022 - B.Sc. First Year First Semester	1	1	0	1	0	0	1	0	0	0	0	0	0	0	100	85
M.Sc. Chemistry (with Credits) - Regular - WEF 2021-22 - M.Sc. Chemistry Second Year Fourth Semester	60	16	29	9	0	0	30	7	0	0	1	0	48	56	58	66
B.A - Regular - P-2013 - F.Y.B.A. Second Semester	24	3	0	24	3	0	0	0	0	0	0	0	0	0	29	37
B.Com. (with Credits) - Regular - P-2018 - Third Year Fifth Semester	23	6	9	2	12	4	0	0	0	0	0	0	39	33	40	46
M.A. Marathi (with Credits) - Regular - Affiliated P-2015 - Second Year Fourth Semester	19	4	6	1	0	0	2	1	0	0	11	2	31	25	57	63
M.A. Political Science (with Credits) - Regular - Affiliated P-2015 - First Year Second Semester	6	12	5	3	1	1	0	0	0	0	8	83	25	62	65	65
B.Com. (with Credits) - Regular - P-2018 - Second Year Third Semester	1	0	0	0	0	0	1	0	0	0	0	0	0	0	0	33
M.A. Marathi (with Credits) - Regular - P-2022 - First Year Second Semester	25	5	4	0	0	0	11	1	0	0	10	4	16	0	36	44
B.Sc - Regular - P-2013 - T.Y.B.Sc. Fifth Semester	9	9	4	2	0	0	3	5	0	0	2	2	44	22	69	80
B.Sc - Regular - P-2013 - S.Y.B.Sc. Fourth Semester	108	34	75	32	0	0	17	0	2	0	14	2	69	94	67	74
	228	75	135	45	38	9	0	0	0	0	55	21	59	60	48	61



IQCAC
Co-Ordinator

Principal
Rashtriya Arts Comm. & Science College
Nagad, Tal. Kannad, Dist. Chh. Sambhal Nagar

Term Wise College/Faculty/Department Gender wise Pass Fail Result Statistics
Exam Event: Mar/Apr-2020
Rastriya Charitable Trust Sanchalit Kala Mahavidyalaya, Nagad

Course Name	Total Seat Generated Male	Total Seat Generated FeMale	Pass Male	Pass Female	Fail Male	Fail Female	Fail ATKT Male	Fail ATKT FeMale	Absent Male	Absent FeMale	Heldback Count Male	Heldback Count FeMale	Institute Passing Percentage Male	Institute Passing Percentage FeMale	University Passing Percentage Male	University Passing Percentage FeMale
M.A. Marathi(with Credits) - Regular - Affiliated P-2015 - First Year First Semester	7	8	7	8	0	0	0	0	0	0	0	0	100	100	98	93
B.A. - Regular - P-2013 - S.Y.B.A. Third Semester	21	12	14	9	0	0	7	2	0	0	0	0	66	75	73	76
B.Com - Regular - P-2013 - T.Y.B.Com. Sixth Semester	60	28	58	21	0	0	0	0	0	0	2	7	96	75	98	98
B.Sc - Regular - P-2013 - S.Y.B.Sc. Third Semester	121	28	89	25	0	0	22	2	0	0	10	73	73	89	85	88
B.A. - Regular - P-2013 - T.Y.B.A. Fifth Semester	34	12	33	12	0	0	0	0	0	0	0	0	97	100	95	99
B.Sc - Regular - P-2013 - T.Y.B.Sc. Sixth Semester	214	80	194	73	15	7	0	0	0	0	5	0	90	91	93	94
B.A. - Regular - P-2013 - F.Y.B.A. Second Semester	162	81	151	77	9	3	0	0	0	0	2	0	93	95	79	86
B.Com - Regular - P-2013 - T.Y.B.Com. Fifth Semester	25	7	25	5	0	0	0	0	0	0	0	2	100	71	99	99
B.Com - Regular - P-2013 - F.Y.B.Com. First Semester	4	2	2	2	0	0	0	0	0	0	0	0	50	100	88	93
B.Com - Regular - P-2013 - S.Y.B.Com. Fourth Semester	5	3	5	2	0	0	0	0	0	0	0	0	100	66	88	86
M.A. Marathi(with Credits) - Regular - Affiliated P-2015 - Second Year Fourth Semester	7	3	5	3	1	0	0	0	0	0	0	0	71	100	93	96
B.Sc - Regular - P-2013 - F.Y.B.Sc. Second Semester	245	90	201	76	44	14	0	0	0	0	0	0	82	84	82	89
M.A. Marathi(with Credits) - Regular - Affiliated P-2015 - First Year Second Semester	13	9	9	8	0	0	0	0	0	0	0	0	23	88	91	96
B.Sc - Regular - P-2013 - S.Y.B.Sc. Fourth Semester	297	91	241	72	33	10	0	0	0	0	23	9	81	79	83	90
B.Com (with Credits) - Regular - P-2018 - Second Year Fourth Semester	70	17	33	11	0	0	4	1	0	0	33	5	47	64	65	76
M.A. Political Science(with Credits) - Regular - Affiliated P-2015 - First Year First Semester	4	0	4	0	0	0	0	0	0	0	0	0	100	0	88	94
M.A. Political Science(with Credits) - Regular - Affiliated P-2015 - First Year Second Semester	8	2	8	2	0	0	0	0	0	0	0	0	100	100	94	95
M.A. Marathi(with Credits) - Regular - Affiliated P-2015 - Second Year Third Semester	4	2	3	2	0	0	0	0	1	0	0	0	75	100	90	94
B.Com - Regular - P-2013 - S.Y.B.Com. Third Semester	5	1	5	1	0	0	0	0	0	0	0	0	100	100	85	88
B.Com (with Credits) - Regular - P-2018 - First Year First Semester	110	38	63	28	0	0	46	10	0	0	1	0	57	73	76	85
B.Com (with Credits) - Regular - P-2018 - First Year Second Semester	59	14	20	3	0	0	39	11	0	0	0	0	33	21	47	51
B.Sc - Regular - P-2013 - T.Y.B.Sc. Fifth Semester	126	27	125	27	0	0	0	0	0	0	1	0	99	100	99	98
B.Com (with Credits) - Regular - P-2018 - Second Year Third Semester	33	5	13	1	0	0	2	1	0	0	18	3	39	20	59	67
M.A. Political Science(with Credits) - Regular - Affiliated P-2015 - Second Year Third Semester	1	0	1	0	0	0	0	0	0	0	0	0	100	0	88	90
M.A. Political Science(with Credits) - Regular - Affiliated P-2015 - Second Year Fourth Semester	3	3	3	3	0	0	0	0	0	0	0	0	100	100	98	96
B.Sc - Regular - P-2013 - F.Y.B.Sc. First Semester	172	50	166	48	0	0	6	2	0	0	0	0	96	96	87	88
B.Com - Regular - P-2013 - F.Y.B.Com. Second Semester	5	1	3	1	1	0	0	0	0	0	1	0	60	100	94	94
B.A. - Regular - P-2013 - S.Y.B.A. Fourth Semester	107	61	92	56	5	0	0	0	0	0	10	5	85	91	85	90
B.A. - Regular - P-2013 - F.Y.B.A. First Semester	82	33	65	25	0	0	17	8	0	0	0	0	79	75	72	75
B.A. - Regular - P-2013 - T.Y.B.A. Sixth Semester	127	46	100	44	5	2	0	0	0	0	22	0	78	95	86	91



IQAC
Co-Ordinator

RAMOL
Principal
Rastriya Arts Comm. & Science College
Nagad, Tal. Kannad, Dist. Chh. Sambhaji Nagar

Term Wise College/Faculty/Department Gender wise Pass Fail Result Statistics
Exam Event: Apr/May-2021
Rastriya Charitable Trust Sanchalit Kala Mahavidyalaya,Nagad

Course Name	Total Seat Generated		Pass		Fail		Fail ATKT		Absent		Heldback		Institute		University	
	Male	Female	Male	Female	Male	Female	Male	Female	Male	Female	Count	Percentage	Male	Female	Percentage	Female
B.A. - P-2013 - T.Y.B.A. Sixth Semester ✓	76	45	16	39	6	57	0	0	2	0	1	0	21	13	42	46
M.A.Political Science P-2015 - Second Year Fourth Semester ✓	8	2	7	0	2	0	0	0	0	0	1	0	87	100	75	74
B.Com - P-2013 - T.Y.B.Com. Fifth Semester	1	0	0	0	0	0	0	0	0	0	1	0	0	0	63	55
B.A. - P-2013 - S.Y.B.A. Fourth Semester	100	49	20	27	13	69	0	0	4	4	7	5	20	26	36	41
B.Com - P-2018 - First Year Second Semester	64	20	28	11	0	36	9	0	0	0	0	0	43	55	54	61
B.Com - P-2018 - Second Year Third Semester	20	12	9	4	0	11	6	0	0	0	2	0	45	33	58	62
M.A. Marathi-P-2015 - First Year Second Semester	9	8	9	5	0	0	3	0	0	0	0	0	100	62	71	79
B.Com - P-2013 - T.Y.B.Com. Sixth Semester ✗	1	0	0	0	1	0	0	0	0	0	0	0	0	0	62	60
B.A. - P-2013 - T.Y.B.A. Fifth Semester	17	16	8	7	0	0	8	6	1	3	0	0	47	43	54	57
B.A. - Regular - P-2013 - F.Y.B.A. First Semester	47	18	21	10	0	23	8	0	3	0	0	0	44	55	47	52
M.A. Marathi - P-2015 - First Year First Semester	3	6	2	3	0	0	0	0	0	0	0	0	66	50	66	73
B.Sc - Regular - P-2013 - S.Y.B.Sc. Third Semester	56	14	32	6	0	0	23	8	1	0	0	0	57	42	50	57
M.A. Marathi P-2015 - Second Year Third Semester	2	2	1	0	0	0	0	1	1	0	0	1	50	0	50	52
M.A.Political Science P-2015 - Second Year Third Semester	4	1	2	1	0	0	2	0	0	0	0	0	50	100	65	62
B.A. - Regular - P-2013 - S.Y.B.A. Third Semester	27	11	11	4	0	0	15	6	1	1	0	0	40	36	49	51
B.Sc - Regular - P-2013 - T.Y.B.Sc. Fifth Semester	46	13	21	5	0	0	19	6	2	0	4	2	45	38	61	69
B.A. - Regular - P-2013 - F.Y.B.A. Second Semester	84	30	33	13	38	17	0	0	11	0	2	0	39	43	39	42
B.Com - Regular - P-2013 - F.Y.B.Com. First Semester	1	0	1	0	0	0	0	0	0	0	0	0	100	0	64	73
B.Sc - Regular - P-2013 - S.Y.B.Sc. Fourth Semester	213	77	74	18	122	54	0	0	0	0	17	5	34	23	45	52
B.Com - Regular - P-2013 - S.Y.B.Com. Fourth Semester	2	1	1	0	1	0	0	0	0	0	0	0	50	0	60	55
B.Sc - Regular - P-2013 - T.Y.B.Sc. Sixth Semester ✓	239	71	110	26	128	39	0	0	0	0	1	6	46	36	56	61
M.A. Marathi - P-2015 - Second Year Fourth Semester ✓	3	4	0	3	2	1	0	0	0	0	0	0	0	75	53	66
M.A.Political Science P-2015 - First Year First Semester	6	3	3	2	0	0	3	1	0	0	0	0	50	66	67	71
B.Com - P-2018 - Third Year Sixth Semester ✓	60	13	29	5	17	5	0	0	0	0	14	3	48	38	55	63
M.A.Political Science - P-2015 - First Year Second Semester	14	4	9	3	0	0	5	1	0	0	0	0	64	75	73	78
B.Com - P-2018 - First Year First Semester	29	9	12	2	0	0	17	7	0	0	0	0	41	22	51	59
B.Sc - Regular - P-2013 - F.Y.B.Sc. Second Semester	214	97	100	46	114	51	0	0	0	0	0	0	46	47	47	52
B.Com. P-2018 - Second Year Fourth Semester	72	32	23	8	0	0	21	15	0	0	28	9	31	25	46	57
B.Sc - Regular - P-2013 - F.Y.B.Sc. First Semester	120	53	51	26	0	0	69	25	0	2	0	0	42	49	51	55
B.Com - Regular - P-2013 - S.Y.B.Com. Third Semester	1	0	0	0	0	0	0	1	0	0	0	0	0	0	66	68
B.Com - Regular - P-2013 - F.Y.B.Com. Second Semester	2	0	0	0	0	0	0	0	0	0	0	0	100	0	63	82
B.Com - P-2018 - Third Year Fifth Semester	11	8	7	6	0	0	0	0	1	0	4	1	63	75	61	73



IQAC
Co-Ordinator

RAMESH
Principal
Rashtriya Arts Comm. & Science College
Nagad, Tal.Kannad, Dist. Chh.Sambhal Nagar

Term Wise College/Faculty/Department Gender wise Pass Fail Result Statistics
Exam Event: Apr/May-2022
Rastriya Charitable Trust Sanchalait Kala Mahavidyalaya, Nagad

Course Name	Total Seat Generated		Pass Male	Pass Female	Fail Male	Fail Female	Fail ATKT Male	Fail ATKT Female	Absent Male	Absent Female	Heldback Count Male	Heldback Count Female	Institute Passing Percentage		University Passing Percentage		
	Male	Female											Male	Female	Male	Female	Male
M.Sc. Chemistry (with Credits) - Regular - WEF 2021-22 - M.Sc. Chemistry First Year - First Semester	2	0	2	0	0	0	0	0	0	0	0	0	100	0	0	51	65
B.Com. (with Credits) - Regular - P-2018 - Third Year Sixth Semester	50	29	33	18	5	3	0	0	0	0	12	8	66	62	66	66	72
B.A. - Regular - P-2013 - S.Y.B.A. Third Semester	30	8	11	3	0	0	15	5	3	0	1	0	36	37	57	63	63
M.Sc. Zoology (with Credits) - Regular - WEF 2021-22 - M.Sc. Zoology First Year Second Semester	4	2	0	0	0	0	4	2	0	0	0	0	0	0	0	39	48
B.Sc. - Regular - P-2013 - T.Y.B.Sc. Fifth Semester	100	33	68	24	0	0	28	7	3	0	1	2	68	72	65	72	72
B.A. - Regular - P-2013 - T.Y.B.A. Fifth Semester	33	18	14	14	0	0	17	2	1	2	1	0	42	77	66	70	70
M.A. Marathi (with Credits) - Regular - Affiliated P-2015 - Second Year Fourth Semester	16	2	7	2	1	0	0	0	0	0	8	0	43	100	74	78	78
B.A. - Regular - P-2013 - S.Y.B.A. Fourth Semester	69	30	27	11	24	11	0	0	4	3	14	5	39	36	43	49	49
B.Sc. - Regular - P-2013 - F.Y.B.Sc. Second Semester	238	94	80	51	148	33	0	0	9	10	1	0	33	54	52	58	58
M.A. Political Science (with Credits) - Regular - WEF 2021-22 - M.A. Political Science - First Year Second Semester	18	4	11	1	0	0	7	3	0	0	0	0	61	25	67	73	73
B.A. - Regular - P-2013 - F.Y.B.A. First Semester	60	23	14	10	0	0	42	12	4	1	0	0	23	43	32	41	41
M.A. Marathi (with Credits) - Regular - Affiliated P-2015 - Second Year Third Semester	5	1	2	1	0	0	2	0	0	0	1	0	40	100	77	76	76
M.A. Political Science (with Credits) - Regular - WEF 2021-22 - M.A. Political Science - First Year First Semester	1	0	1	0	0	0	0	0	0	0	0	0	100	0	45	47	47
B.Com. (with Credits) - Regular - P-2018 - First Year First Semester	36	10	23	5	0	0	11	5	0	0	2	0	63	50	47	54	54
M.A. Marathi (with Credits) - Regular - P-2015 - First Year First Semester	2	3	1	3	0	0	1	0	0	0	0	0	50	100	51	58	58
B.Com. (with Credits) - Regular - P-2018 - Third Year Fifth Semester	4	10	2	6	0	0	1	3	0	0	1	1	50	60	59	67	67
B.A. - Regular - P-2013 - T.Y.B.A. Sixth Semester	63	43	44	34	12	3	0	4	2	3	4	59	79	79	67	72	72
M.A. Political Science (with Credits) - Regular - Affiliated P-2015 - First Year First Semester	1	1	0	0	0	0	1	1	0	0	0	0	0	0	0	55	64
B.Sc. - Regular - P-2013 - T.Y.B.Sc. Sixth Semester	230	81	141	52	59	17	0	1	1	1	29	11	61	64	67	72	72
M.A. Marathi (with Credits) - Regular - Affiliated P-2015 - First Year Second Semester	7	7	6	3	0	0	0	3	0	0	1	1	85	42	72	71	71
M.A. Political Science (with Credits) - Regular - Affiliated P-2015 - Second Year Third Semester	5	1	2	0	0	0	3	1	0	0	0	0	40	0	79	68	68
B.Com. (with Credits) - Regular - P-2018 - Second Year Third Semester	19	6	9	2	0	0	6	4	0	0	4	0	47	33	49	61	61
B.Sc. - Regular - P-2013 - S.Y.B.Sc. Third Semester	94	46	63	35	0	0	25	7	6	3	0	1	67	76	68	74	74
M.A. Political Science (with Credits) - Regular - Affiliated P-2015 - Second Year Fourth Semester	10	4	8	1	2	3	0	0	0	0	0	0	80	25	74	76	76
B.A. - Regular - P-2013 - F.Y.B.A. Second Semester	115	58	40	29	60	24	0	0	12	5	3	0	34	50	26	37	37
B.Com. (with Credits) - Regular - P-2018 - Second Year Fourth Semester	37	13	18	8	0	0	11	1	0	0	8	4	48	61	35	43	43
B.Sc. - Regular - P-2013 - S.Y.B.Sc. Fourth Semester	238	99	146	68	58	22	0	0	8	1	26	8	61	68	62	66	66
M.Sc. Chemistry (with Credits) - Regular - WEF 2021-22 - M.Sc. Chemistry First Year Second Semester	26	4	9	2	0	0	17	2	0	0	0	0	34	50	37	43	43
B.Sc. - Regular - P-2013 - F.Y.B.Sc. First Semester	140	54	86	35	0	0	49	12	5	7	0	0	61	64	60	64	64
B.Com. (with Credits) - Regular - P-2018 - First Year Second Semester	57	21	6	0	0	0	49	19	0	0	2	2	10	0	34	43	43



TQAC
Co-Ordinator

Principal
Rashtriya Arts Comm. & Science College
Nagad, Tal. Kamnad, Dist. Chh. Sambhaji Nagar



Dr. Babasaheb Ambedkar Marathwada University, Aurangabad
http://bamua.digitaluniversity.ac
Dr. Babasaheb Ambedkar Marathwada University, Aurangabad-431004, Maharashtra(India)
Result Statistics Report
Mar/Apr-2019 Exam E\ B.Sc - Regular - P-2013(No Branch)- T.Y.B.Sc. - Sixth Semester

College : (306)Rastriya Charitable Trust Sanchalit Kala Mahavidyalaya,Nagad
Nagad Kannad Nagad 431001

Result Statistics

Note:Percentage calculation is done according to the formula: (Count of Students in a category * 100) / Total number of students

		Count	Percentage
1	Total Count of students appeared for examination (2+3)	349	
2	Total Count of students with result declared (4+5+6+7)	346	99.14
3	Total Count of student with result held back (Out of 8,9,10,11,12)	3	0.86

Results declared

4	Count of Passed students	256	73.35
5	Count of Failed students	88	25.21
6	Count of Failed ATKT students	0	0.00
7	Count of Absent students	2	0.57

Result Held back students

8	Count of students with result held back due to Unfair Means	0	0.00
9	Count of students with result held back due to Missing Data	1	0.29
10	Count of detained students	0	0.00
11	Count of Paper Not Opted students	0	0.00
12	Count of students with result Explicitly Held Back	2	0.57

Passed students

13	Count of students passed in First Division	1	0.42
14	Count of students passed in Second Division	215	89.96

Provisionally Eligible students

17	Count of students with Provisional Eligibility	0	0.00
----	--	---	------

Unfair means cases

18	Count of students with Performance Annulled and Excluded from Examination	0	0.00
19	Count of students with No Punishment	0	0.00





Dr. Babasaheb Ambedkar Marathwada University, Aurangabad

<http://bamua.digitaluniversity.ac>

Dr. Babasaheb Ambedkar Marathwada University, Aurangabad-431004, Maharashtra(India)

Result Statistics Report

Mar/Apr-2019 Exam E¹ B.A - Regular - P-2013(No Branch)- T.Y.B.A. - Sixth Semester

College : (306)Rastriya Charitable Trust Sanchalit Kala Mahavidyalaya,Nagad
Nagad Kannad Nagad 431001

Result Statistics

Note:Percentage calculation is done according to the formula: (Count of Students in a category * 100) / Total number of students

		Count	Percentage
1	Total Count of students appeared for examination (2+3)	116	
2	Total Count of students with result declared (4+5+6+7)	116	100.00
3	Total Count of student with result held back (Out of 8,9,10,11,12)	0	0.00

Results declared

4	Count of Passed students	98	84.48
5	Count of Failed students	12	10.34
6	Count of Failed ATKT students	0	0.00
7	Count of Absent students	6	5.17

Result Held back students

8	Count of students with result held back due to Unfair Means	0	0.00
9	Count of students with result held back due to Missing Data	0	0.00
10	Count of detained students	0	0.00
11	Count of Paper Not Opted students	0	0.00
12	Count of students with result Explicitly Held Back	0	0.00

Passed students

13	Count of students passed in First Division	5	2.10
14	Count of students passed in Second Division	88	36.97

Provisionally Eligible students

17	Count of students with Provisional Eligibility	0	0.00
----	--	---	------

Unfair means cases

18	Count of students with Performance Annulled and Excluded from Examination	0	0.00
19	Count of students with No Punishment	0	0.00





Dr. Babasaheb Ambedkar Marathwada University, Aurangabad

<http://bamua.digitaluniversity.ac>

Dr. Babasaheb Ambedkar Marathwada University, Aurangabad-431004, Maharashtra(India)

Result Statistics Report

Mar/Apr-2019 Exam E\ B.Com - Regular - P-2013(No Branch)- T.Y.B.Com. - Sixth Semester

College : (306)Rastriya Charitable Trust Sanchalit Kala Mahavidyalaya,Nagad
Nagad Kannad Nagad 431001

Result Statistics

Note:Percentage calculation is done according to the formula: (Count of Students in a category * 100) / Total number of students

		Count	Percentage
1	Total Count of students appeared for examination (2+3)	88	
2	Total Count of students with result declared (4+5+6+7)	88	100.00
3	Total Count of student with result held back (Out of 8,9,10,11,12)	0	0.00

Results declared

1	Count of Passed students	72	81.82
5	Count of Failed students	9	10.23
6	Count of Failed ATKT students	0	0.00
7	Count of Absent students	7	7.95

Result Held back students

8	Count of students with result held back due to Unfair Means	0	0.00
9	Count of students with result held back due to Missing Data	0	0.00
10	Count of detained students	0	0.00
11	Count of Paper Not Opted students	0	0.00
12	Count of students with result Explicitly Held Back	0	0.00

Passed students

13	Count of students passed in First Division	2	0.29
14	Count of students passed in Second Division	55	8.02

Provisionally Eligible students

17	Count of students with Provisional Eligibility	0	0.00
----	--	---	------

Unfair means cases

18	Count of students with Performance Annulled and Excluded from Examination	0	0.00
19	Count of students with No Punishment	0	0.00



Term Wise College/Faculty/Department Gender wise Pass Fail Result Statistics

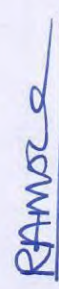
Exam Event: Mar/Apr-2019

Rastriya Charitable Trust Sanchalit Kala Mahavidyalaya, Nagad

Course Name	Total Seat Generated	Pass	Fail ATKT	Absent	Institute Passing Percentage
M.A. Marathi(with Credits) - Regular - Affiliated P-2015 - Second Year Fourth Semester	17	4	10	3	23.52
M.A.Political Science(with Credits) - Regular - Affiliated P-2015 - Second Year Fourth Semester	13	5	6	2	38.46




IQAC
Co-Ordinator


Principal
Rashtriya Arts, Commerce & Science College
Nagad, Tal. Kamad, Dist. Ch. Sambhaj Nagar